

SWAN51





**NAUTOR
SWAN**

Heritage

The first Swan 51 represented a landmark in the inspirational evolution of the Nautor Swan brand. Launched in 1981 the model marked the first collaboration between Swan and the celebrated naval architect Germán Frers. Based on the successful 51-foot Admiral's Cup racer Blizzard, the Swan 51 was the start of one of the most successful partnerships in yachting history with over 700 yachts produced so far to his design.

It is a partnership that continues to this day with the unveiling of the New Swan 51, representing the ongoing and always evolving creative relationship with Frers Naval Architecture.

In another mark of the model's enduring heritage, the 1,000th yacht ever built by Nautor was named Formosa — a Swan 51. It is also perhaps noteworthy that a second-hand Swan 51 was the first yacht ever owned by Leonardo Ferragamo, now of course the owner of Nautor Swan.

The Swan 51 has a special place in the history of the company.



SWAN51





Design Germán Frers



The new Swan 51 steps into the narrow space between the Swan 48 and Swan 55, and draws valuable design insights and experience from the great success of both those models, with more than 70 currently sailing all around the world.

Based on that impressive database, alongside the valued feedback from owners, the new Swan 51 offers design and practical solutions that make the yacht comfortable and easy to sail from coastal waters to long offshore passages. The Swan 51 also features a mast which has been moved more to the centre of the yacht, further enhancing balance.

Ultimately, like all Swans, the 51 is a no-compromise sailing yacht, a pure sailor, more a sportscar than a limousine. It is designed to be reactive to steer and responsive to sail adjustments, bringing the sensations of sailing alive.

SWAN51



**NAUTOR
SWAN**

Deck

The deck on any yacht is its most important area, either for performance racing or relaxed and comfortable cruising, and Swan has always prided itself on its attention to detail with a deck optimised for efficient, safe and enjoyable sailing.

As well as incorporating all of these core components, the Swan 51 offers three different configurations of deck and sail plans, allowing owners to set their yacht up to meet their specific needs and plans.

Cruise: a well-proven, no-nonsense setup with a 147.1m² sail plan and everything you need to enjoy sailing and life at sea with friends and family.

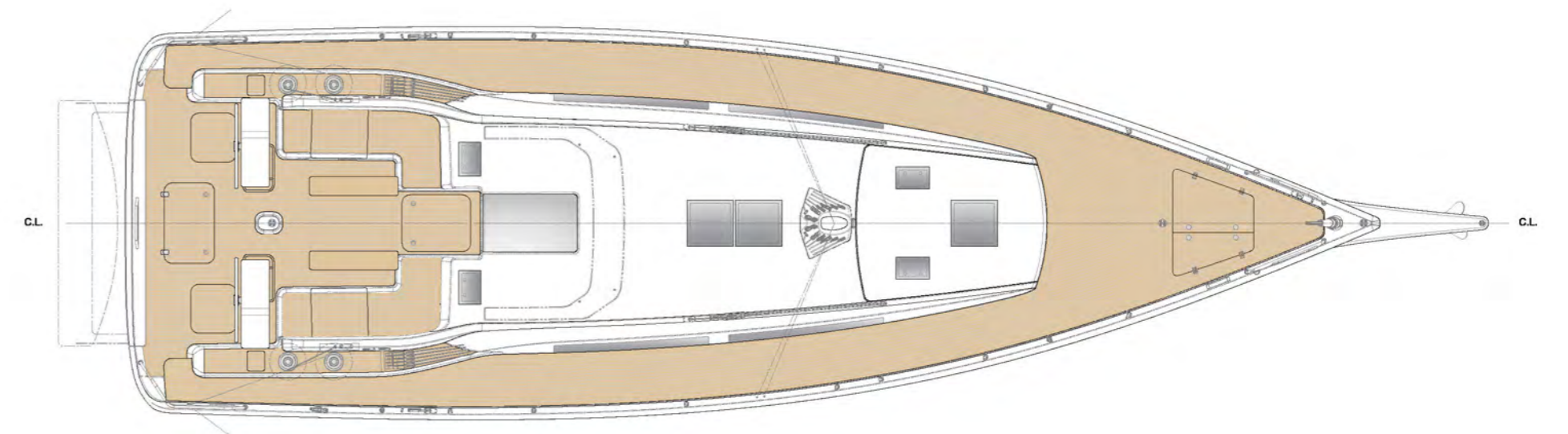

Comfort: includes a number of options designed for pleasant and easy sailing alongside total protection of the cockpit. These options include the Arch Concept — for the first time ever on a Swan model — that acts as the mainsail sheet track to keep the cockpit clear, and support for canvas covering living areas on deck. This configuration is also offered with an in-mast furling for the 145.8m² mainsail and a self-tacking staysail in a recessed track that provides power and performance while remaining manageable with a small crew.

Sport: dedicated to performance with a range of options that include a 1.5m taller carbon fibre mast to support the increased 161.2m² mainsail, with running backstays also an alternative to the fixed model if a square-topped mainsail is selected.

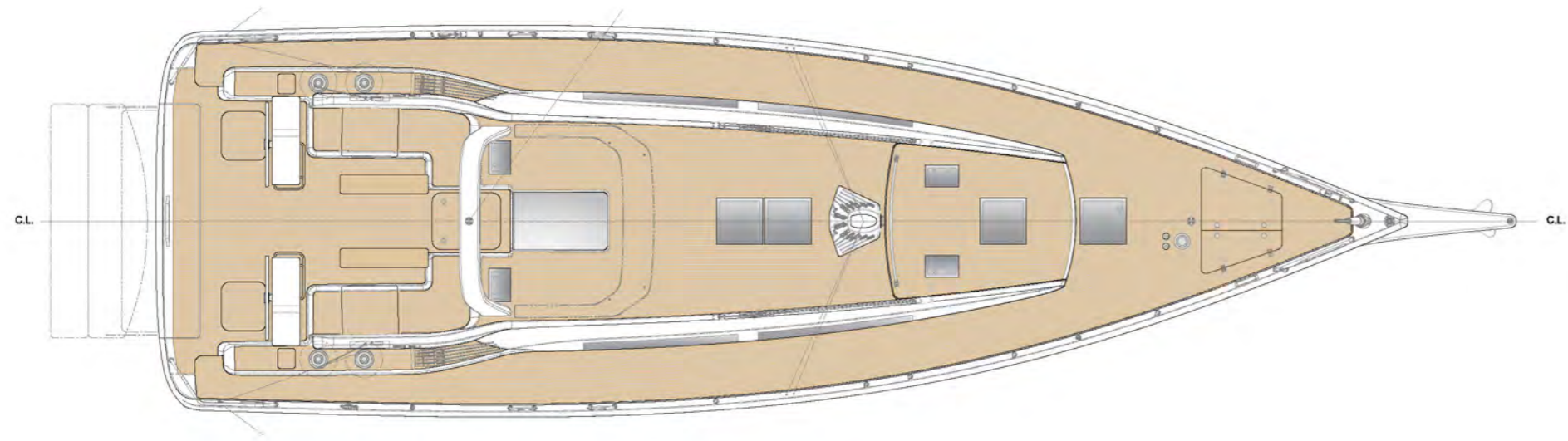

SWAN51



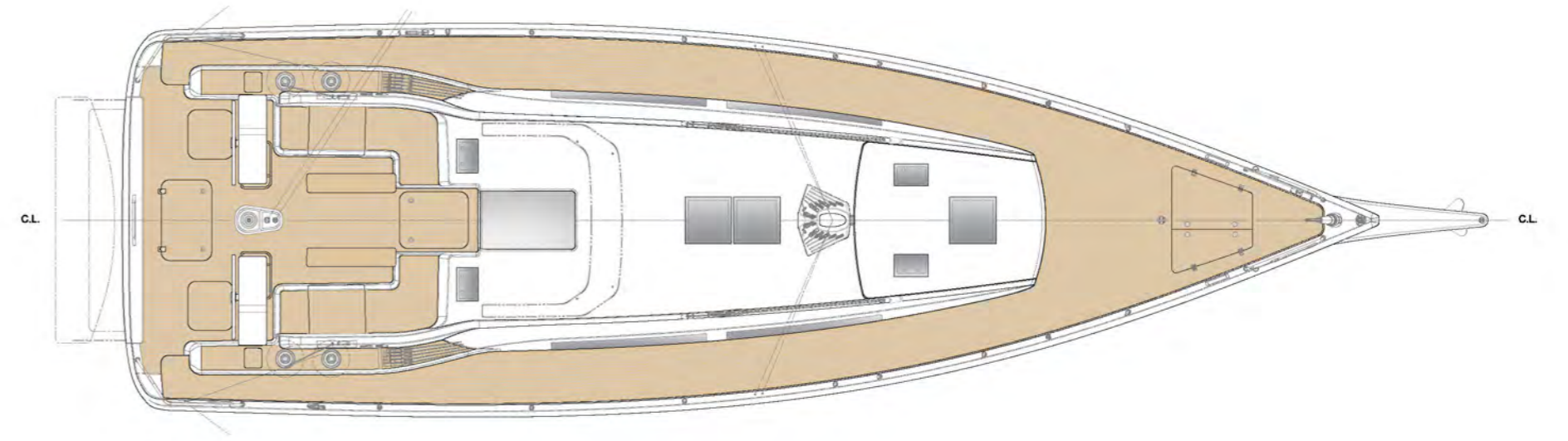
Cruise

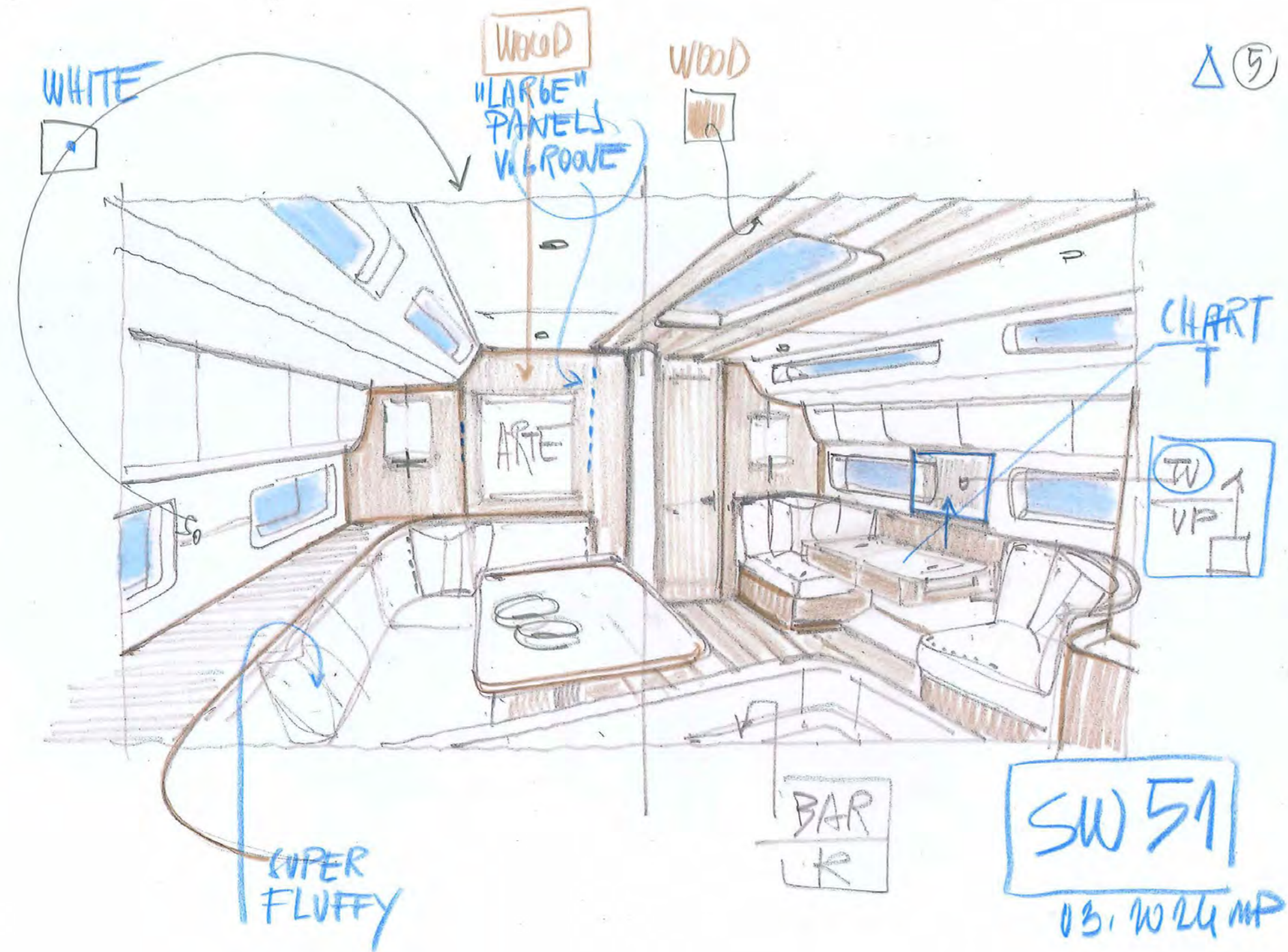


Comfort



Sport





Interiors

Refined luxury, maximum comfort, classic style and elegance — all that you expect from the Swan brand are present in the new Swan 51.

A spacious main saloon greets you descending the main companionway with its clear feeling of space and volume. With natural light from numerous apertures, the C-shaped sofa offers a welcoming space.

The chart table and main table locations, as well as seating and storage areas, can be configured around a range of options to suit owner's preferences.

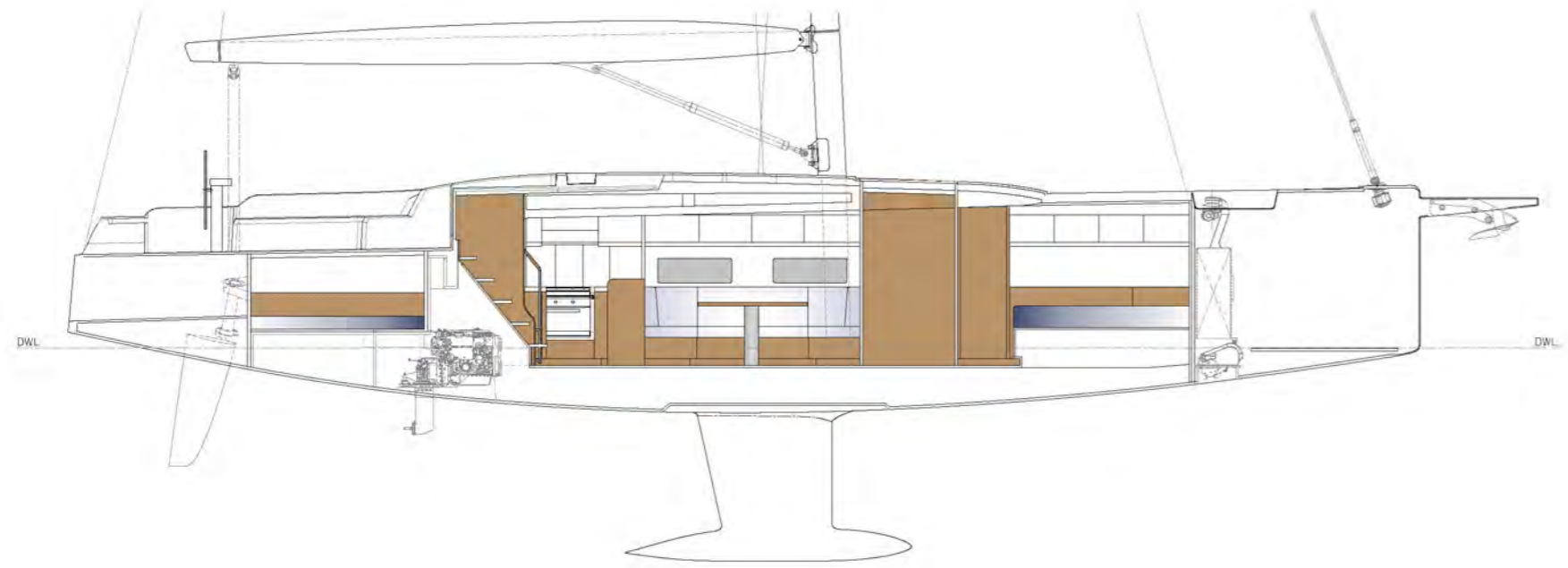
The galley, following the successful layouts seen in the Swan 48 and 55, offer domestic-level amenities and appliances as required.

A three-cabin interior layout features a spacious owner's cabin forward with private head and shower space. VIP and guest cabins facilities, with a common head and shower, are located aft.

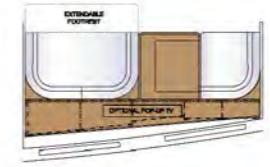
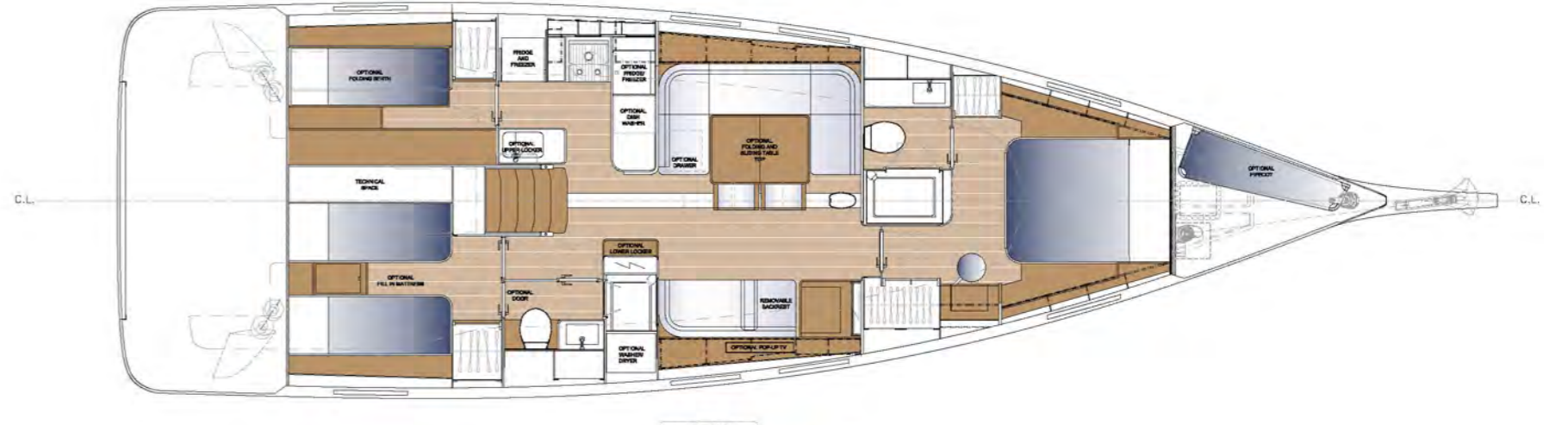
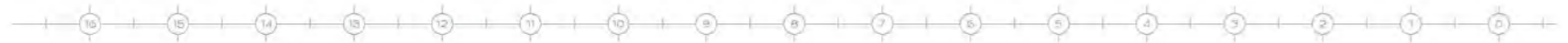
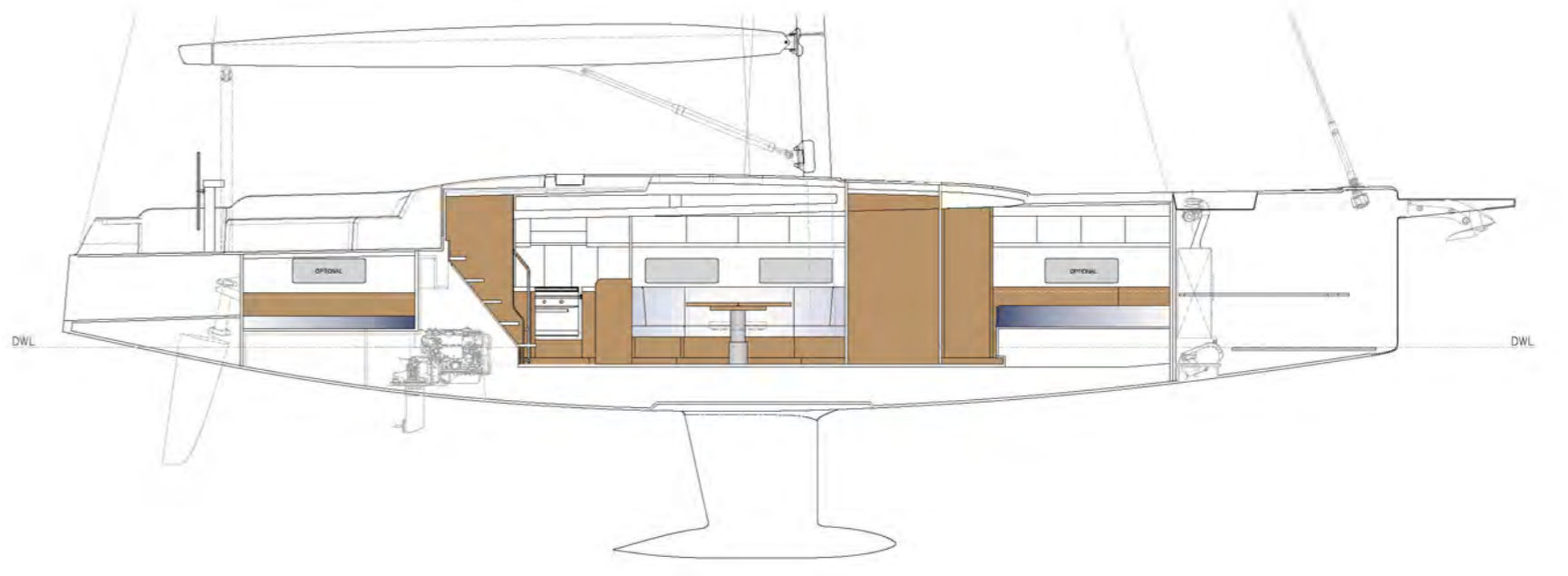
The sound-proofed engine room is readily accessible, with space allowed for an optional genset

Styling and finishing, in wood, fabrics and leather, is offered in a variety of moods created by interior designer Misa Poggi: Swan Soul, Scandi Vision, Blue Genoa and Velvet Vibe.

Standard




With options



Woods

Swan Soul




Natural European Oak varnished



Natural European Oak with light stripes varnished

Scandi Vision



European Oak White treatment varnished



European Oak White treatment varnished with v-grooves

Blue Genoa



European Dark Oak varnished Satin




European Dark Oak varnished with v-grooves

Velvet Vibe



American Walnut varnished satin



American Walnut varnished glossy finish



American Walnut varnished satin with light stripes



Décape Oak white treatment varnished

All moods. Fabrics and leather

Swan Soul suggested




Caleido Taupe 11309



Optional throwpillows Caleido Taupe 11309



Caleido White 10995



Cognac Leather SILK 0250



Optional Nougat Brown Leather SYDNEY 5529


Scandi Vision suggested



Caleido Sky Blue 3582



Linosa 11032



Caleido White 10995



Optional throwpillows casual gold 27



Optional Whiskey Leather SILK 0551


Blue Genoa suggested



Mariaflora Diva 100



Mariaflora Alassio 2



Mariaflora Casablanca 75



Optional Cognac Leather Silk 0250



Optional Sea Blue Leather Sydney 6644

Velvet Vibe suggested



Caleido Jeans 3585



Optional throwpillows Caleido Jeans 3585



Caleido Light Jeans 11411



Caleido White 10995



Caleido Chili Red 2598




Caleido Red Velvet 3026



Caleido White 10995



Optional Nature Leather SYDNEY 3394



Optional Sea Blue Leather SILK 0779




Optional Oxblood Leather




Optional Chestnut Leather SILK 0229

All moods



Caleido White 10995



Corian Glacier White



Specification

General

Length of hull	15.55 m	51.02 ft
LOA	16.90 m	55.45 ft
LWL	14.67 m	48.13 ft
Beam max	4.85 m	24.80 ft
Draught (light)	2.45 m	8.04 ft
Displacement (light)	18.000 kg	39.700 lbs
Ballast, standard keel	6300 kg	13.900 lbs
Engine Yanmar 4JH80	58.8kW	80 Hp

Rig and sail dimensions

IG	20.70 m	67.91 ft
J	6.10 m	20.01 ft
P	19.90 m	65.29 ft
E	6.70 m	21.98 ft
TSP	TBD	
Main sail	80.00 m ²	861 sq.ft
Jib	67.1 m ²	722 sq.ft

Tank capacity

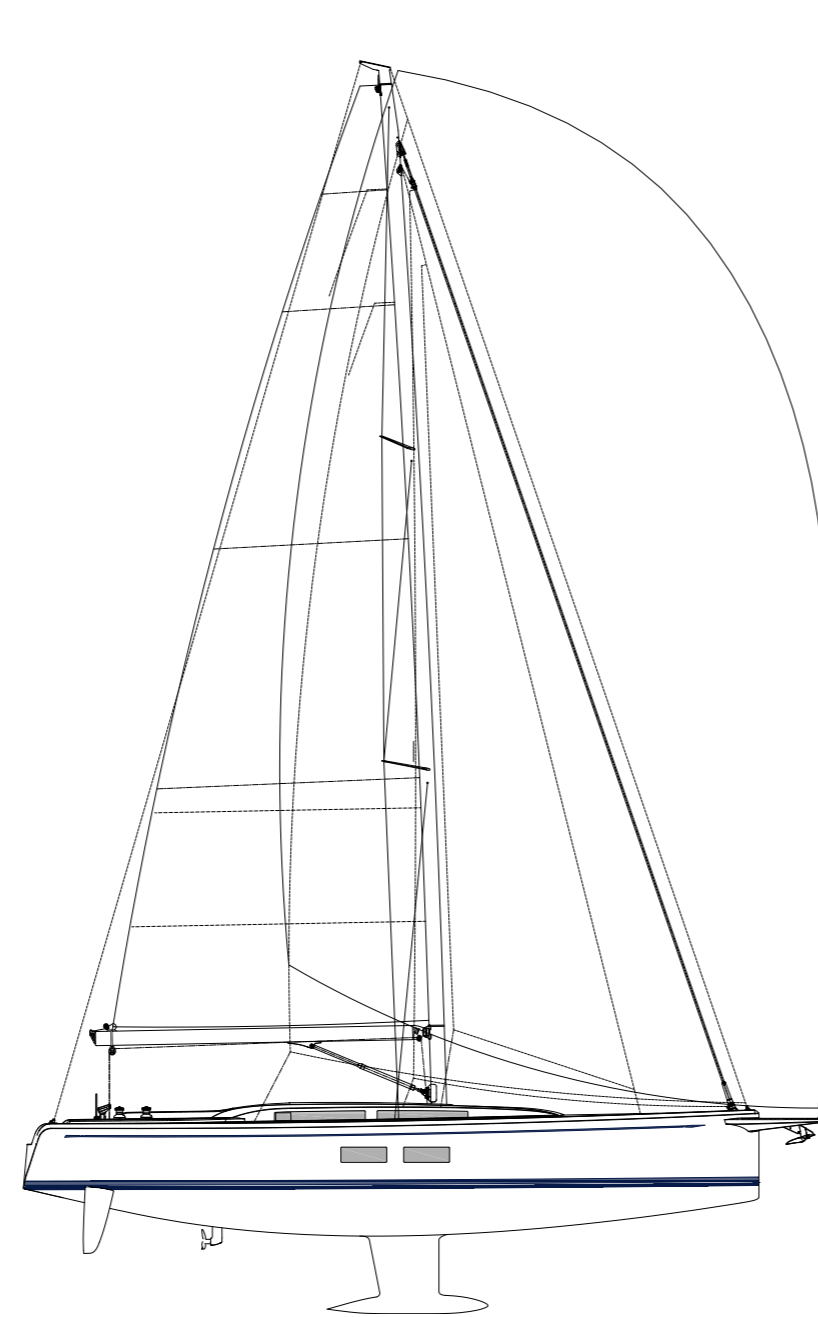
Fuel	650 l	172 USg
Water	500 l	132 USg

Construction Approval

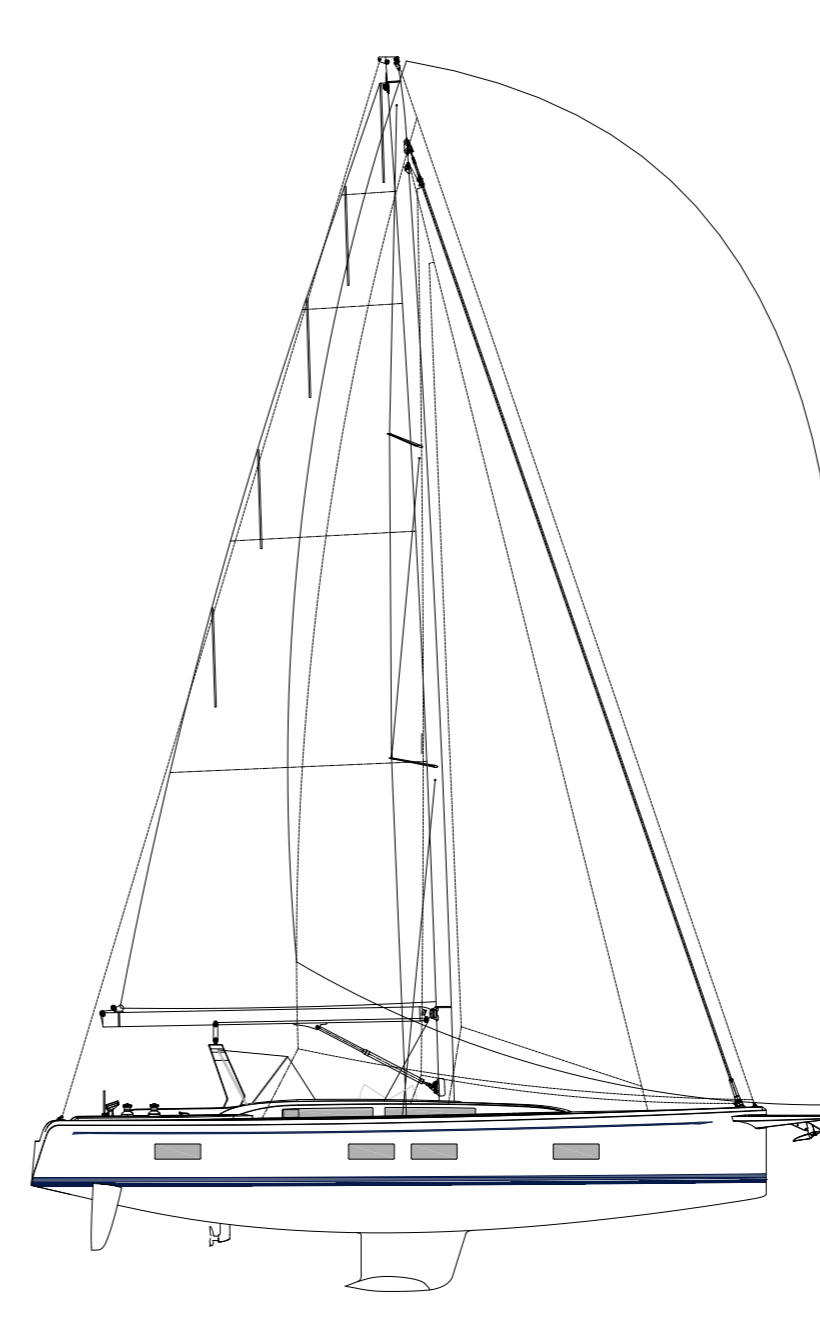
CE-approval: Category A Ocean

Naval Architect

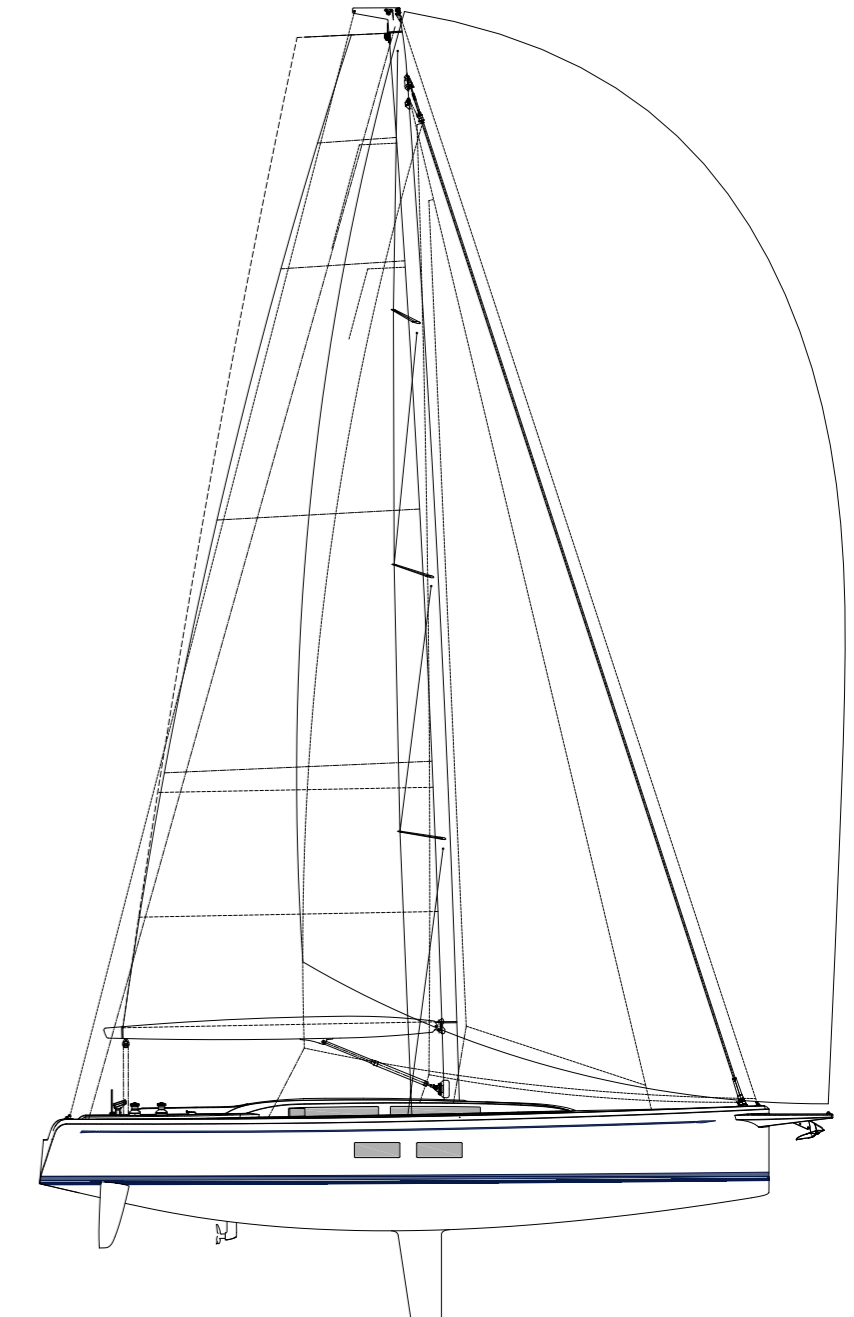
Germán Frers



Cruise



Comfort



Sport

This catalogue contains non-contractual descriptive information about Nautor Swan yachts including drawings, photographs as well as other data. All such information is subject to change at any time without prior notice and does not represent an exact description of any particular yacht. Photos or diagrams could include special equipment that is not part of the equipment supplied by the boatyard. All the information, figures, photographs and data provided in this catalogue are exclusive copyright, industrial property right and property of Nautor Swan.

07/24

**NAUTOR
SWAN**